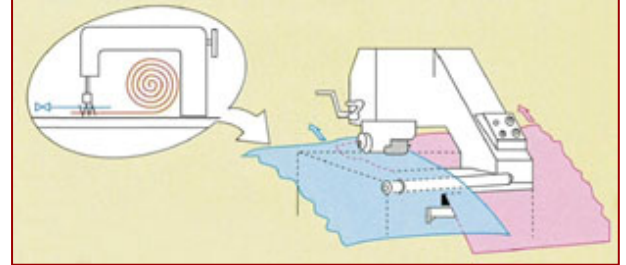


INDUSTRIAL SEWING MACHINE for joining wide fabrics QMZ-4420/QMZ-DT4420



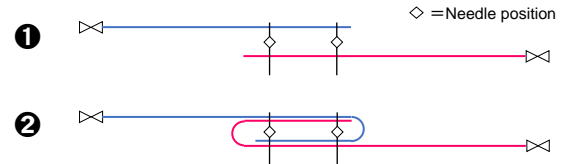
■ Z Shaped Arm



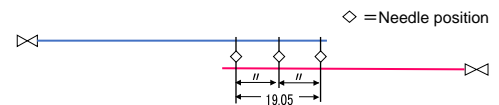
This structure makes it possible to joining multiple wide fabrics.

■ Stitch & Needle position

QMZ-4420 2 Needles, Lock-Stitch



QMZ-DT4420 3 Needles, Double-Chain-Stitch



Specifications

| Model | QMZ-4420 | QMZ-DT4420 |
|---|--|---|
| Description | 2 Needles, Unison Feed, Lock-Stitch | 3 Needles, Unison Feed, Double-Chain-Stitch |
| Input Power | AC 3P 200-220V ±10% 50/60Hz | |
| Power Consumption | Approx. 1.2kVA | |
| Sewing Speed | 200-1500 SPM Inverter-control | |
| Feed Mechanism | Unison Feed & Pull Roller | |
| Bed Height | 780 mm | |
| Distance from the center to machine arm | Left 70 mm / Right 130 mm | |
| Needle Gauge | 6.35, 12.7, 19.05 mm | 19.05 mm |
| Stitch Length | 3 - 9 mm | |
| Needle-Bar Stroke | 36 mm | |
| Presser Height | Hand-lever: 8mm / Foot-switch (Air cylinder): 15mm | |
| Needle & Looper | 2 pcs. | 3 pcs. |
| Thread Stand | Upper. 2 pcs. | Upper. 3 pcs. / Lower. 3 pcs. |
| Needle No. | DP x 17 #23 | DP x 210 #21 - #23 |
| Needle Stop Position | Needle goes up automatically as machine stops | |
| Pull Roller | Upper Roller Drive (Option) | Upper Roller Drive |
| Operation Mode | Auto - Manual - Inching | |
| Drive Motor | 3φ 0.75 KW / 4P (Inverter control) | |
| Start Up | Foot-Switch | |
| Dimension (WxDxH) | Approx. 770 x 550 x 1100 mm | Approx. 770 x 550 x 1100 mm |
| Net Weight | Approx. 270 kg | Approx. 350 kg |
| * Required Equipment | Air Compressor (Over 200W) | |